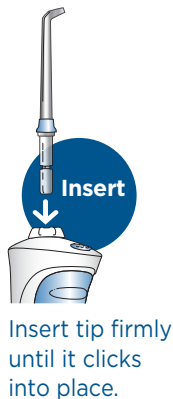
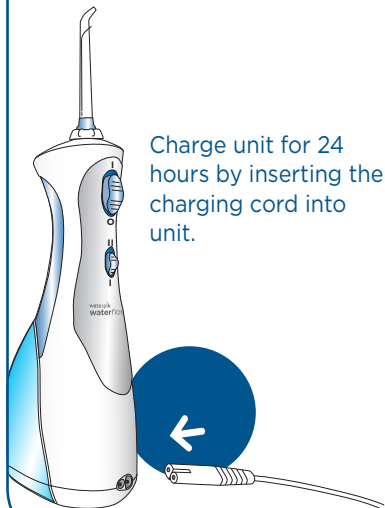


QUICK START GUIDE

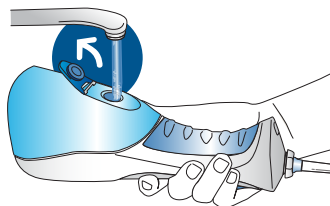
Review full instruction book prior to first use

1

FIRST USE



Fill reservoir with warm water.



QUICK START GUIDE

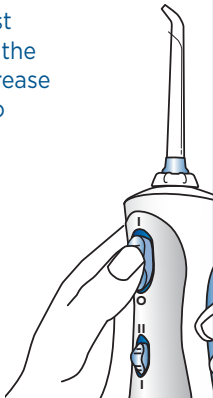
Review full instruction book prior to first use

2

START WATER FLOSSING

TO AVOID MESS: PLACE THE TIP IN YOUR MOUTH BEFORE TURNING UNIT ON

For first time use, adjust the pressure setting to the LOW (I) setting. To increase water pressure move to HI (II) setting.



3

LEAN OVER SINK

Close lips enough to prevent splashing, while still allowing water to flow from mouth into the sink.



4

TECHNIQUE

Aim water at the gumline at a 90° angle. Follow the gumline and pause briefly between teeth.

