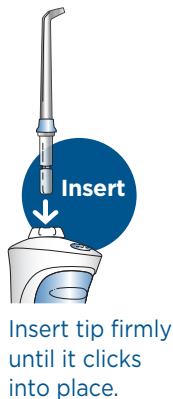
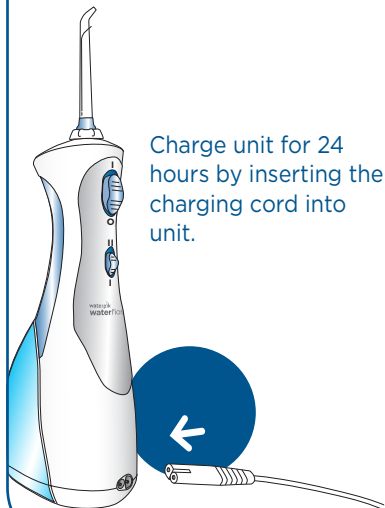


## QUICK START GUIDE

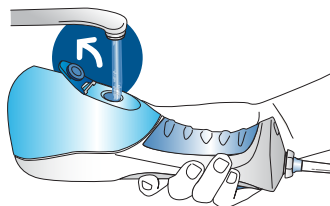
Review full instruction book prior to first use

1

### FIRST USE



Fill reservoir with warm water.



## QUICK START GUIDE

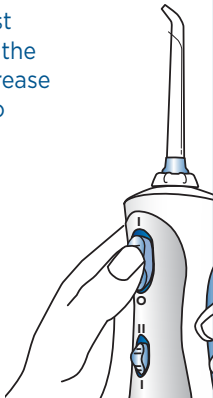
Review full instruction book prior to first use

2

### START WATER FLOSSING

**TO AVOID MESS: PLACE THE TIP IN YOUR MOUTH BEFORE TURNING UNIT ON**

For first time use, adjust the pressure setting to the LOW (I) setting. To increase water pressure move to HI (II) setting.



3

### LEAN OVER SINK

Close lips enough to prevent splashing, while still allowing water to flow from mouth into the sink.



4

### TECHNIQUE

Aim water at the gumline at a 90° angle. Follow the gumline and pause briefly between teeth.

